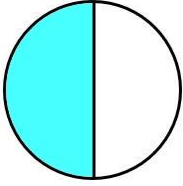
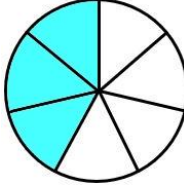
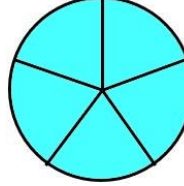
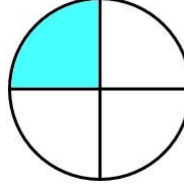

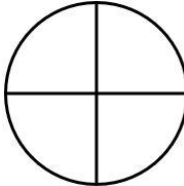

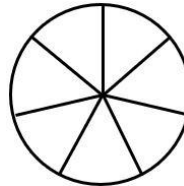

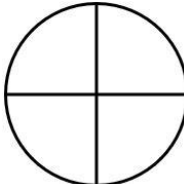
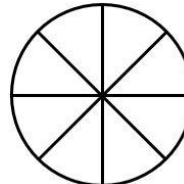

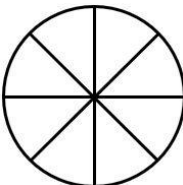
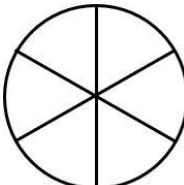




ORDENANDO FRACCIONES CON DIAGRAMAS - HOJA 1

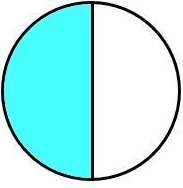
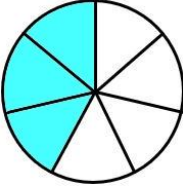
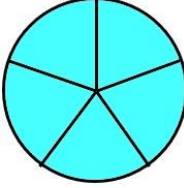
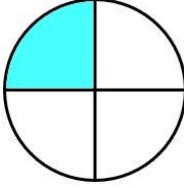
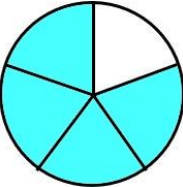
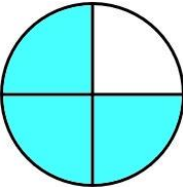
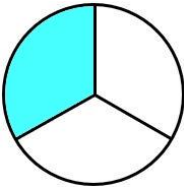
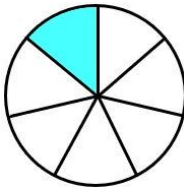
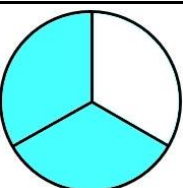
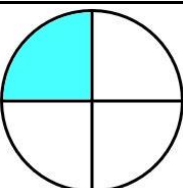
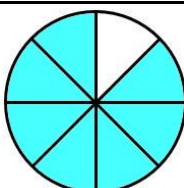
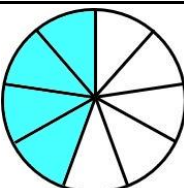
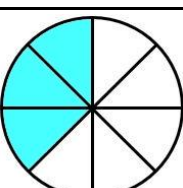
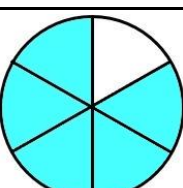
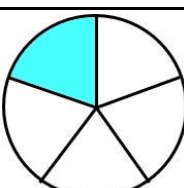
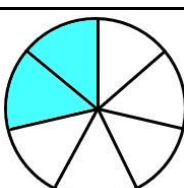
Sombrea los diagramas de fracciones y luego utiliza los diagramas para poner las cuatro fracciones en orden de menor a mayor. El primero de ellos está hecho para ti.

1)		$\frac{1}{2}$		$\frac{3}{7}$		$\frac{5}{5}$		$\frac{1}{4}$
el más pequeño				el más grande				
$\frac{1}{4}$		$\frac{3}{7}$		$\frac{1}{2}$		$\frac{5}{5}$		
2)		$\frac{4}{5}$		$\frac{3}{4}$		$\frac{1}{3}$		$\frac{1}{7}$
el más pequeño				el más grande				
—		—		—		—		
3)		$\frac{2}{3}$		$\frac{1}{4}$		$\frac{7}{8}$		$\frac{4}{9}$
el más pequeño				el más grande				
—		—		—		—		
4)		$\frac{3}{8}$		$\frac{5}{6}$		$\frac{1}{5}$		$\frac{2}{7}$
el más pequeño				el más grande				
—		—		—		—		



ORDENANDO FRACCIONES CON DIAGRAMAS - HOJA 1

RESPUESTAS

1)		$\frac{1}{2}$		$\frac{3}{7}$		$\frac{5}{5}$		$\frac{1}{4}$
el más pequeño				el más grande				
$\frac{1}{4}$		$\frac{3}{7}$		$\frac{1}{2}$		$\frac{5}{5}$		
2)		$\frac{4}{5}$		$\frac{3}{4}$		$\frac{1}{3}$		$\frac{1}{7}$
el más pequeño				el más grande				
$\frac{1}{7}$		$\frac{1}{3}$		$\frac{3}{4}$		$\frac{4}{5}$		
3)		$\frac{2}{3}$		$\frac{1}{4}$		$\frac{7}{8}$		$\frac{4}{9}$
el más pequeño				el más grande				
$\frac{1}{4}$		$\frac{4}{9}$		$\frac{2}{3}$		$\frac{7}{8}$		
4)		$\frac{3}{8}$		$\frac{5}{6}$		$\frac{1}{5}$		$\frac{2}{7}$
el más pequeño				el más grande				
$\frac{1}{5}$		$\frac{2}{7}$		$\frac{3}{8}$		$\frac{5}{6}$		

