




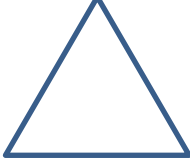


DIAGRAMAS DE VENN - HOJA 3: 4

Coloca las letras que representan cada forma, en los lugares correctos en estos diagramas de Venn.

					
A	B	C	D	E	F

